

Sanitising Powder



Product Usage Guide






Professional






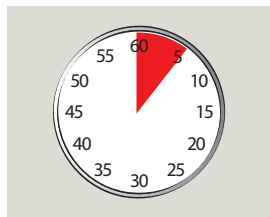

BB105-10




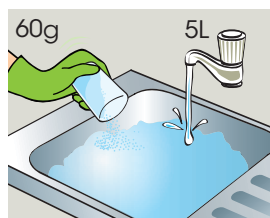


Worktops

-  1 Use appropriate PPE as indicated in the Safety Data Sheet.
-  2 Sprinkle powder onto surface.
-  3 Wet cloth.
-  4 Wipe over powder on surface.
-  5 Rinse with clean water and wipe.

Chopping Boards

-  1 Use appropriate PPE as indicated in the Safety Data Sheet.
-  2 Sprinkle powder onto surface.
-  3 Scrub well.
-  4 Leave for 5 minutes.
-  5 Rinse with clean water.

Crockery & Utensils

-  1 Use appropriate PPE as indicated in the Safety Data Sheet.
-  2 Dilute 60g of powder per 5 litres of water.
-  3 Immerse items for 5 minutes.
-  4 Rinse items thoroughly with clean water.

Health & Safety

Please refer to relevant COSHH Safety Data Sheet



Scan for further product details



Do not use on Aluminium. Keep away from Acids.